

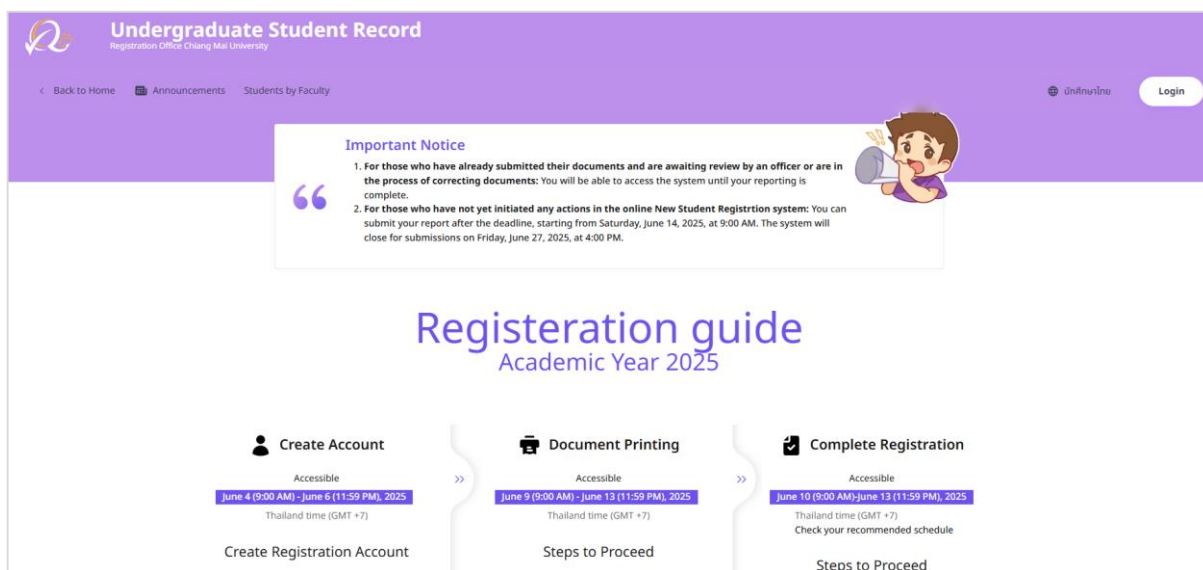
Undergraduate New Student Registration System Manual

Go to website : <https://stdinfo.reg.cmu.ac.th/>

Click >> International Student



Click >> Register as Undergraduate



Read Information >> Read all Important information before Sing in.

Announcements

2025.06.02 [Student Guide](#)
Procedures for new undergraduate student registration at Chiang Mai University for the 2025 Academic Year.

2025.05.29 [Registrar's Office Notices](#)
Announcement of Registration Office, Chiang Mai University New International Undergraduate Students Registration for the 2025 Academic Year (Students with ID issued by Thai government please refer to Thai version of announcement)

2025.05.28 [General News](#)
Agenda International Student Orientation for the 2025 Academic Year.

2025.05.14 [Registrar's Office Notices](#)
Schedule for new student registration at Chiang Mai University for the 2025 Academic Year.

Part 1 : Create account and fill in information

Click >> Create Account

Registration guide
Academic Year 2025

- Create Account**
Accessible
June 4 (9:00 AM) - June 6 (11:59 PM), 2025
Thailand time (GMT +7)
Create Registration Account
 - Personal Identification**
Sign up using the same passport or 13-digits card number provided in your IPAS application
 - Password and Email Confirmation**
Create and confirm your password and email address to verify the new student registration account.[Create Account](#)
- Document Printing**
Accessible
June 9 (9:00 AM) - June 12 (11:59 PM), 2025
Thailand time (GMT +7)
Steps to Proceed
 - 01 Identity Verification**
Take a passport-style (front-facing) photo holding your passport or 13-digits card.
 - 02 Print Registration Documents**
Student Registration Form (CMR 01)
Ensure all information is accurate and that the form is signed by the student's signatures.
Tuition Fee Notice
For notifying parents or guardians of the payment details.[Print Registration Form](#)
- Complete Registration**
Accessible
June 10 (9:00 AM) - June 13 (11:59 PM), 2025
Thailand time (GMT +7)
Check your recommended schedule
Steps to Proceed
 - 03 Upload Required Documents**
For more information and required documents, please refer to [the Registration Announcements](#).
 - 04 Prepare Your Student ID Photo**
Submit a front-facing color photo (portrait orientation, 3:4 ratio) sized 0.5-1MB in .jpg format only.

You'll receive email notification once your documents and photo are verified or if corrections are needed.
CMU Account can be created once registration is complete.

[Log in to Complete Registration](#)

Click >> Sign up

Sign up to create a new account >> Fill in passport number.
>> Create password.
>> Fill in E-mail address.

Sign up

Passport number

Password
(Numeric or English-only 6 characters or more)

Confirm Password

E-mail Address

Confirm E-mail Address

[+ Sign up](#)

Click >> Login

Sign in >> Sign in for fill out your personal information.

Sign in

Passport number

Password

[+Login](#)

[Forget Password](#)

Don't have an account ?

[+ Sign up](#)

Click >> See Important Schedules.

Calendar

Student Registration Form Proceed with Registration Logout

Calendar

Activities	Dates
Fill in or update personal profile in the CMR.01 form	June 4 th - 6 th , 2025
Print out the CMR.01 form for student's and parent's signatures	June 9 th - 13 th , 2025
Upload the documents New student who fails to report during the new student registration dates will be automatically disqualified. The following documents will be collected during online new student registration: <ul style="list-style-type: none">Signed documents of CMR. 01.A scanned of the Official High School Graduation , grade 12 or year 13 or Mathayom Suksa 6 or equivalent , Certificate (If not in Thai or English, please submit the original document with an official notarial translation in English).A scanned of the Official High School Transcript (If not in Thai or English, please submit the original document with an official notarial translation in English).A scanned of the passport (information page).A Photo taken for the CMU student ID card in JPG file format (Smartphone photos will not be accepted).A Photo taken for identity verification. (JPG file format)Scholarship document (if applicable). Note: All documents must be scanned and saved in PDF format.	June 10 th - 13 th , 2025
Freshman Orientation (English session)	TBA
Course enrollment for new student	June 19 th - 20 th , 2025
Course adding/dropping, course enrollment	June 16 th - 29 th , 2025
First day of semester/classes	June 23 rd , 2025
Enrollment fee payment	July 7 th - 11 th , 2025

Please follow us on the website <https://stdinfo.reg.cmu.ac.th/undergraduate/>

Click >> Student Registration Form.

[Student Registration Form](#) Proceed with Registration

Undergraduate Student's Registration Form for the Academic Year 1/2025 Chiang Mai University

Directions:
This registration form is a legal document and contains 2 parts: CMR01 and the personal data disclosure consent form. Before a student can be admitted to Chiang Mai University, a student registration form must be completed in English in its entirety with the true information. Print this form and hand in on registration day.
Student personal information

Fill in personal profile.

Undergraduate Student's Registration Form for the Academic Year 1/2025 Chiang Mai University

Directions:

This registration form is a legal document and contains 2 parts: CMR01 and the personal data disclosure consent form. Before a student can be admitted to Chiang Mai University, a student registration form must be completed in English in its entirety with the true information. Print this form and hand in on registration day.
Student personal information

Student ID	<input type="text"/>		
Passport Number*	<input type="text"/>	Expiration Date*	<input type="text"/>
Gender	<input type="text"/>		
Given Name	<input type="text"/>	Middle Name	<input type="text"/>
	<input type="text"/>	Family Name	<input type="text"/>
Preferred order of written name	<input type="text" value="-select-"/>		
Admitted to Faculty	College of Arts, Media and Technology		
Type of study	ศิลป-สุนทร		
Date of Birth	<input type="text"/>	Country of birth	<input type="text"/>
Nationality	<input type="text"/>	Religion	<input type="text"/>
Number of siblings	<input type="text"/>	(Excluding yourself) Number of those who are currently studying	<input type="text"/>
*** Not count toward the students themselves, such as parents with children 3 people will have a two brothers who do not count with the students.***			
Disability (if any)	<input type="text"/>	Disability ID No (if any)	<input type="text"/>
		Expiration date of disability card (if any)	<input type="text"/>

Student's Education Background

Graduated from (name of school)	<input type="text"/>	Country	<input type="text"/>
GPA	<input type="text" value="0.00"/>	Graduate Date*	<input type="text"/>
Talent (if any)	<input type="text"/>	Scholarship status	<input type="text"/>
Name of foundation/granter	<input type="text"/>		

Permanent Address

Address	<input type="text"/>	City	<input type="text"/>	Country	<input type="text"/>
Postal/Zip Code	<input type="text"/>	Home/Mobile Phone	<input type="text"/>	E-Mail	<input type="text"/>

Residing Address in Thailand*

Name of property/village	<input type="text"/>	Address No	<input type="text"/>	Moo	<input type="text"/>
Lane/Soi	<input type="text"/>	Street	<input type="text"/>		
Province	<input type="text"/>	District/Area	<input type="text"/>		
Sub-district/Sub-area	<input type="text"/>	Postal Code	<input type="text"/>		
E-mail	<input type="text"/>	Home phone	<input type="text"/>	Mobile	<input type="text"/>

*Information of father, mother and guardian is necessary. The university will need this information in order to inform its important changes of terms/agreements or emergency case.

Information of Father

Status	<input type="text"/>			
Given Name	<input type="text"/>	Family Name	<input type="text"/>	
Nationality	<input type="text"/>	Occupation	<input type="text" value="N/A"/>	
Address	<input type="text"/>	City	<input type="text"/>	
Postal/Zip Code	<input type="text"/>	Home/Mobile Phone	<input type="text"/>	
		Country	<input type="text"/>	
		E-Mail	<input type="text"/>	
Address in home country language (if any)	<input type="text"/>		City	<input type="text"/>
Country	<input type="text"/>		Postal/Zip Code	<input type="text"/>

Information of Mother

Status	<input type="text"/>				
Given Name	<input type="text"/>	Family Name	<input type="text"/>		
Nationality	<input type="text"/>	Occupation	<input type="text" value="N/A"/>		
Address	<input type="text"/>	City	<input type="text"/>	Country	<input type="text"/>
Postal/Zip Code	<input type="text"/>	Home/Mobile Phone	<input type="text"/>	E-Mail	<input type="text"/>
Address in home country language (if any)			<input type="text"/>	City	<input type="text"/>
Country			<input type="text"/>	Postal/Zip Code	<input type="text"/>


Information of Guardian

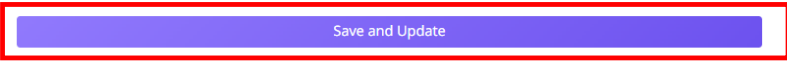
Your guardian is	<input type="text"/>	Relation of the guardian with the student is	<input type="text"/>		
Given Name	<input type="text"/>	Family Name	<input type="text"/>		
Nationality	<input type="text"/>	Occupation	<input type="text"/>		
Address	<input type="text"/>	City	<input type="text"/>	Country	<input type="text"/>
Postal/Zip Code	<input type="text"/>	Home/Mobile Phone	<input type="text"/>	E-Mail	<input type="text"/>
Address in home country language (if any)			<input type="text"/>	City	<input type="text"/>
Country			<input type="text"/>	Postal/Zip Code	<input type="text"/>

Emergency Person and Contact in Thailand*

Should you not have an emergency contact residing in Thailand, kindly reach out to your program's staff who can provide the necessary information to complete this section.

Given Name	<input type="text"/>	Family Name	<input type="text"/>		
Relationship with Student	<input type="text"/>				
Name of property/village	<input type="text"/>	Address No	<input type="text"/>	Moo	<input type="text"/>
Lane/Soi	<input type="text"/>	Street	<input type="text"/>		
Province	<input type="text"/>	District/Area	<input type="text" value="-select province-"/>		
Sub-district/Sub-area	<input type="text" value="-select district/area-"/>	Postal Code	<input type="text"/>		
E-mail	<input type="text"/>	Home phone	<input type="text"/>	Mobile	<input type="text"/>

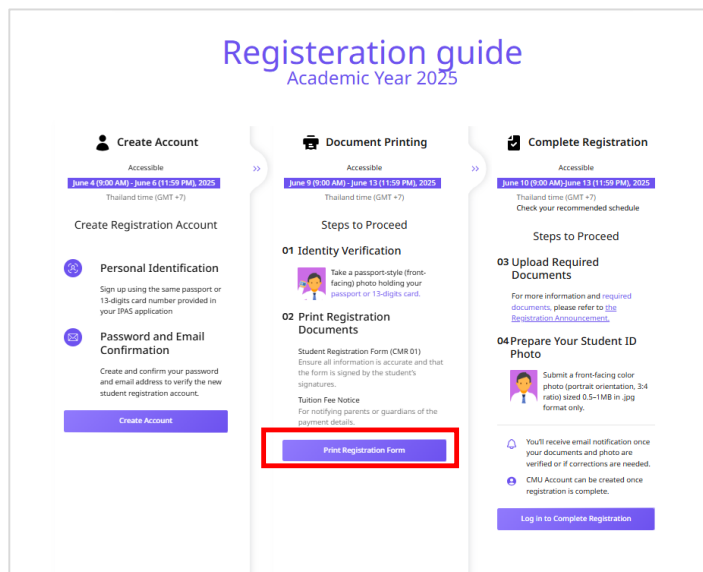
 I certify that I have checked and filled in the information on this report form for student registration as true and correct and agree to the disclosure of the information for the use of the University and/or myself.



Data will be successfully recorded once the 'Save and Update' button has been clicked and the 'Data saved successfully' message is displayed.

Click >> "Save and Update" bottom after you fill out completely.

Part 2 : Print out or download the new student registration document.



Step 01 Photo Identity Verification.

01 Verify Identity
Identity Verification by Photo

This photo is used solely for identity verification.
Take a front-facing photo of yourself holding your passport/13-digits card.
Hold the passport/13-digits card at ear level, clearly visible in the frame.
The image must be clear and readable, showing your passport/13-digits card details.

If the file is too large, resize it before uploading.
You can use an online tool such as picresize.

Photo with 3:4 ratio, 0.5-1 MB (JPG format only)

Upload image [No file selected]

The photo will be verified by staff. Upon successful verification, notifications will be sent Email only.

< Previous Next >

Step 02 Print out the personal profile form (CMR 01) for student's signature.

02 Print Registration Docs

- Student Registration Form for Academic Year 2025 (CMR 01)
This document is based on information from your registration form and civil registration records.
[Print Student Registration Form \(CMR 01\)](#)
- Open an SCB Savings Account for CMU Smart Student ID Card
The CMU Student ID is a Smart Card and requires an SCB account, either an existing one or a newly opened account.
 - Use an Existing SCB Account**
You can use an existing SCB account from any branch to apply for your student ID card.
 - Open a New SCB Account**
You're eligible to open a new SCB account with no initial deposit by using the referral form.
OR
Open a new account with a minimum deposit of 500 THB at any branch or online.
 - Requesting Your Student ID Card**
You can use any SCB account to apply for your student ID card through the SCB Easy app starting from July 30, 2025.
 - Receiving Your Student ID Card**
You will receive an SMS notification from SCB when your card is ready to be picked up, usually within one month.

[Print Referral Form for No Initial Deposit Account](#)

Students must complete registration before applying for the student ID card.

Registration Guidelines for New Students
New students can easily access registration steps, course enrollment, rules and useful guides, including all essential information for your studies in one place.
[Guidelines](#)

< Previous Next >

Step 03 Upload documents for registration.

03 Upload Required Docs

Please save your change everytime the document. If document information does not match CMR 01 or passport information, staff will review and make corrections on a case-by-case basis.



Signed Student Registration Form (CMR 01)

✔ Document Approved

The document is correct

[See attached document](#)



Student's Passport

✔ Document Approved

The document is correct

[See attached document](#)



A scanned of the Official High School Transcript

Remark: For Myanmar students must submit their Matriculation Pass Certificate combined with their Marks Obtained Score (both original and notarial translation).



A scanned of the Official High School Graduation Certificate (Grade 12 or year 13 or Mathayom Suksa 6 or equivalent).

Remark: For Myanmar students to submit their one-year university-level transcripts.

✔ Document Approved

The document is correct

[See attached document](#)



A scholarship document (if applicable).

✔ Document Approved

The document is correct


[See attached document](#)

[< Previous](#)

[Next >](#)

Step 04 Photo requirements for CMU student ID card.

04 Student ID Photo



- Color photo only**
Plain background, no patterns, no other persons, clear and shadow-free.
- Front-facing portrait**
Full face, head to shoulders visible, slight smile allowed (no teeth).
- Neat hairstyle**
Hair must not cover eyes, no bright colors. Male students must be clean-shaven (except for religious).
- No accessories**
No dark glasses, hats, or head covers (except for religion).
- Proper attire**
Wear the CMU uniform or a plain collared shirt in white or a light color; No school or organization uniforms. If wearing a T-shirt or polo, add a plain dark blazer. No patterns.
See full photo requirements in the [official notice from the Registration Office](#).

< Previous Next >

Step 05 Acceptation and confirmation.

05 Confirm Registration

Must check all uploaded documents to be accurate and complete before clicking "submit" button.

1. Must check all uploaded documents to be accurate and complete before clicking "submit" button.
2. The registration system will not allow to change any information after clicking "submit" button.
3. To proceed with the document verification, click "submit" button and wait for email within June 14, 2025.
4. The procedure will be completed after receiving email indicating new students registration procedure is completed.

→ I certify that all the information I have provided is accurate.

I acknowledge that Chiang Mai University may use my personal information for educational processing and communication with relevant parties concerning educational management and university safety.

I also consent to the collection and use of my information to enhance the quality of educational services provided by Chiang Mai University, including sharing such data with government or private agencies as required by law or for my benefit related to Chiang Mai University, in accordance with the [university's internet and data processing policy](#).

→ I consent to the use of my information as described.

Registration Confirmed

i You have confirmed your registration, but the process is not yet complete. Please wait for staff verification. Once the review is finished, you will receive an email notification.

< Previous Next >

Step 06 Fill in a satisfaction survey.

06 Satisfaction Survey

The registration instructions were accurate and up to date.

Least Neutral Satisfied

The registration system was user-friendly and convenient.

Least Neutral Satisfied

Overall satisfaction with the registration system.

Least Neutral Satisfied

Share your thoughts with us

We'd love to hear your impressions or ideas for improvement

Submit

< Previous Next >

06 Satisfaction Survey

The registration instructions were accurate and up to date.

Least Neutral Satisfied

The registration system was user-friendly and convenient.

Least Neutral Satisfied

Overall satisfaction with the registration system.

Least Neutral Satisfied

Thank you for your positive feedback!
We'd like to know if the system met or exceeded your expectations.

Met Expectations Exceeded Expectations

Share your thoughts with us

We'd love to hear your impressions or ideas for improvement

Thank you for completing the satisfaction survey.

< Previous Next >

Step 07 CMU Account.

Answer the following questions based on the text.

If you received a message stating that you have been granted a scholarship, however, you have to pay 300-baht fee first, what should you do ?

- Immediately transfer the money to secure your scholarship.
- forward the message to your friends and see if they receive it too.
- check directly with the fund foundation / organization/ unit
- reply to the message in direct message platform

Save the information for subsequent CMU Account creation.

Congratulations!

Welcome to Chiang Mai University

You have completed your student registration.

Are you ready to start your student life?
Your CMU Account gives easy access to all online services.
Create your CMU Account now to stay on track!

Your CMU Account has been created!
Your account : @cmu.ac.th
Thank you for registering with us. See you soon at Chiang Mai University!